

PCC170 PCC170 SW PCC170 SW O

The AKG/Crown PCC170 (left) is a surface-mounted supercardioid microphone of professional quality. This handsomely styled unit is appropriate for use on the most elegant boardroom table or lectern. Other applications include churches, courtrooms and council chambers.

Because of its highly directional pickup pattern, the PCC170 minimizes background noise and feedback. The microphone reproduces the voice with a clean, clear and natural sound.

Since the microphone capsule is placed on a boundary or surface, direct and reflected sounds arrive at the diaphragm in-phase. This coherent addition of direct and reflected waves increases sensitivity 6 dB and prevents phase cancellations. The mic capsule is small enough to ensure phase coherency up to the highest frequencies in the audible spectrum, resulting in a wide, smooth frequency response free of phase interference. Clarity and reach are also enhanced.

Self-contained electronics eliminate the need for an in-line preamp. Powered by 12-48V phantom power, the PCC170 has a low-impedance mic-level balanced output which permits long cable runs without hum pickup or high-frequency loss. The connector is a Switchcraft TB3M.

RF suppression is included. Self-noise is low and sensitivity is very high. A bass-tilt switch allows the user to tailor the low-end response for particular applications.

The PCC170 SW Version (right) has additionally a silent-operating programmable membrane switch that can be configured for touch ON/OFF, momentary ON or momentary OFF. The PCC170 SW O looks identical to the PCC170 SW but features a pair of extra leads in the mic cable to allow isolated remote sensing of the microphone switch closure.

How to Set the Bass Tilt Switch

On the bottom of the microphone is a BASS-TILT switch with three positions: FLAT, CUT, and BOOST. It adjusts the low-frequency response as shown in Fig. 1.

- The FLAT position provides a flat low-frequency response, for normal usage. The PCC170 is shipped from the factory in FLAT position.
- The CUT position rolls off the bass, useful in noisy or boomy surroundings.
- The BOOST position boosts the bass for a more natural sound when the mic is used on a small surface such as a lectern.

How to Adjust the High-Frequency Response

The microphone is factory-set for flat response at high frequencies. You can raise or lower the high-frequency response for special applications. Please follow this procedure:

1. On the bottom of the microphone, find the hole labeled HF ADJ. This trim pot adjusts the high-frequency response as shown in Fig. 1.

PHASE COHERENT CARDIOID® MICROPHONE



Specifications

Type: Phase Coherent Cardioid®.

Element: Electret condenser.

Frequency response (typical):

50 Hz to 20,000 Hz at 30 degrees incidence to surface (see Fig. 1).

Polar pattern: Half-supercardioid (supercardioid in the hemisphere above the primary boundary). See Figs. 2 and 3.

Impedance: 150 ohms, balanced (recommended load impedance 1000 ohms or greater).

Open circuit sensitivity (typical): 22 mV/Pa*

(-33 dB re 1 volt/Pa).

Power sensitivity: -30.5 dB re 1 mW/Pa*.

EIA rating -125 dBm.

Equivalent noise level (self-noise): 22 dB SPL typical (0 dB = .0002 dyne/cm²), A-weighted.

S/N ratio: 72 dB at 94 dB SPL.

Maximum SPL: 120 dB SPL produces 3% THD.

Polarity: Positive pressure on the diaphragm produces positive voltage on pin 2 with respect to pin 3.

Operating voltage: Phantom power, 12 to 48 volts DC on pins 2 and 3 with respect to pin 1.

Current drain: 4 mA nominal.

Connector: Switchcraft TB3M

Cable: 15-foot, black, two-conductor shielded cable with Switchcraft TA3F and A3M connectors.

Materials: High-impact molded plastic and steel mesh grille.

Finish: black.

Net weight: 6 oz. (170 g).

Dimensions: See Figs. 4 and 7.

Optional accessories: AKG/Crown PH1A phantom power supply (single channel, battery or AC adapter powered), AKG / Crown PH4B phantom power supply (4 channels, AC powered).

* 1 pascal = 10 dynes/cm² = 10 microbars = 94 dB SPL.

Fig. 1
Frequency Response

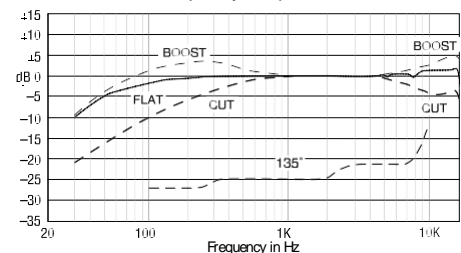


Fig. 2
Vertical-Plane Polar Response

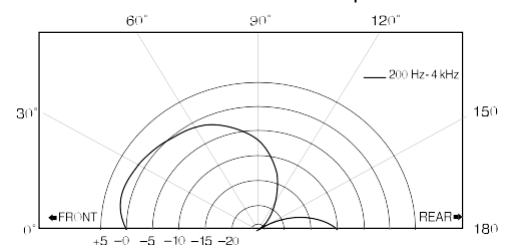
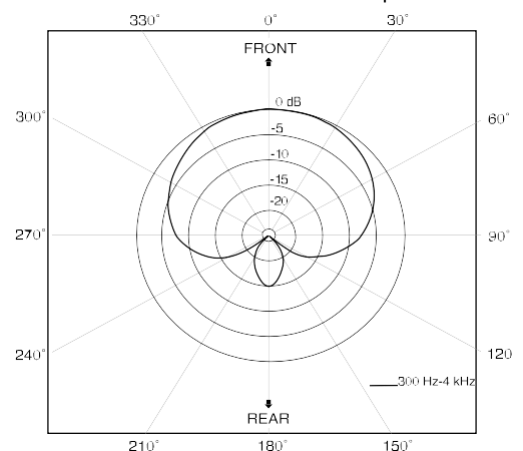


Fig. 3
Horizontal-Plane Polar Response



PCC170 PCC170 SW PCC170 SW O

Fig. 4

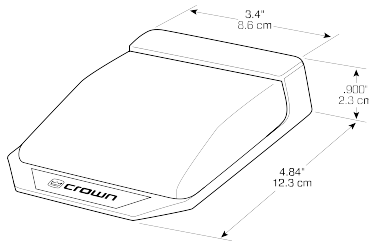
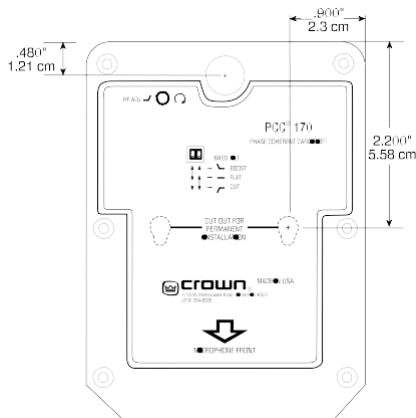


Fig. 5

Dimensions are to outside of plastic housing.



2. Using the supplied small screwdriver, turn the pot clockwise for high-frequency boost (a brighter sound); turn the pot counter-clockwise for high-frequency rolloff (a duller sound).

Installation

Typical placement for each microphone is at arm's length from the user. Place one microphone in front of each person or one between every two people. The front of the microphone is indicated by an arrow on the bottom of the base plate.

If the microphone is used on a lectern, place it on an open surface, not in a cavity. Otherwise the frequency response and polar pattern will be degraded.

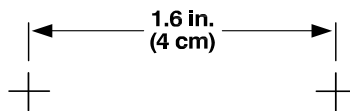
Connect the far end of the mic cable to the input of a phantom-power supply such as a AKG/Crown PH4B. Connect the output of the phantom power supply to a mixer mic input.

Or, if your mixer has phantom power built in, connect each mic cable directly to a mixer mic input.

The PCC includes two keyhole slots in its base to accept mounting screws. To screw the PCC to a table top, follow this procedure:

1. Punch out the keyholes marked on the label underneath the base plate (use a razor blade, small screwdriver, etc.).
2. Using the template (Fig. 6), mark the location of two holes in the table where you want to mount the mic. These holes are 1.6 in. (4.06 cm) apart, center-to-center. They are 2.2 in. (5.58 cm) from the rear of the mic. See Fig. 5.

Fig. 6



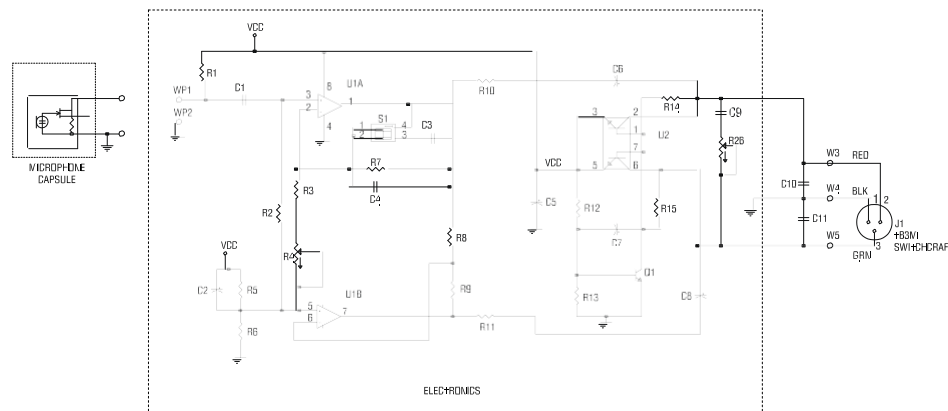
3. Screw two #8 woodscrews (0.270 in. [0.686 cm] dia. head) into the table at the locations you marked.
4. Loosen the screws enough to receive the mic and to hold it with a friction fit.

Architects' and Engineers' Specifications

The microphone shall be the AKG/Crown Model PCC170). The microphone shall be a half- supercardioid electret condenser type, utilizing a subminiature transducer of rugged construction.

The microphone shall employ the principle of phase coherency achieved by mounting a small-diameter element very near a boundary, thus eliminating comb filtering in the audible spectrum. The microphone will exhibit excellent off-axis response and gain-before-feedback.

A 15 ft (4.6 m), two-conductor shielded cable with TA3F and A3M connectors shall be supplied with the microphone.



PCC170 Schematic

Nominal sensitivity shall be 22 mV/Pa. Maximum SPL shall be 120 dB SPL for 3% THD. Equivalent noise shall be 22 dBA nominal. Frequency response shall be 50 Hz to 20,000 Hz with a uniform off-axis response, over 20 dB down at the rear nulls.

The AKG/Crown Model PCC170 is specified.

Warranty

AKG/Crown professional microphones products are guaranteed unconditionally against malfunction from any cause for a period of three years from date of original purchase. See enclosed warranty sheet for additional information.

Service

If the microphone does not function properly, check that it is aimed correctly and is configured and connected as described in this data sheet. Double check the DIP-switch settings. If there is hum or no signal, first repair or replace the cable.

If you determine that the microphone product is defective, return the complete product in its original packaging to one of the addresses below. For further assistance or technical support call the international helpdesk at +43 676 83200 888.

HARMAN

AKG ACOUSTICS GMBH
LAXENBURGERSTRASSE 254
1230 VIENNA
AUSTRIA

AKG ACOUSTICS, U.S. SERVICE
24950 GROVE VIEW ROAD
MORENO VALLEY, CA 92551
U.S.A

© 2015 HARMAN International Industries, Incorporated. All rights reserved. AKG is a trademark of AKG Acoustics GmbH, registered in the United States and/or other countries. Features, specifications and appearance are subject to change without notice.

www.akg.com